

EAH SERIES

AUTO INSERTING TYPE

Features

- Same size with IC, can be assembled by any automatic IC inserter.
- Molded 0.3" integrated circuit packing outline allowing automatic insertion.
- Smaller size makes better heat convection during PC board wave soldering.
- Top tape sealed to withstand wave soldering, board washing.
- All plastics are UL 94V-0 grade fire retardant.
- Twin contacts designed to ensure stable contact.
- Gold plated contact to ensure low contact resistance and tin plated terminals to prevent contamination during soldering.



SPECIFICATIONS

1. ELECTRICAL

| | |
|---------------------------------------|----------------------------|
| Contact rating | |
| Switching | 25mA, 24VDC |
| Non-switching | 100mA, 50VDC |
| Contact resistance | |
| Initial: | 50m ohm Max. |
| After Life test: | 100m ohm Max. |
| Insulation Resistance | 1000M ohm Min. at 100VDC |
| Dielectric strength | 500VDC Min. for 60 seconds |
| Capacitance between adjacent switches | 5pF Max. |

2. MECHANICAL AND ENVIRONMENTAL

| | |
|------------------------------|---|
| Temperature rating | |
| Operating | -25°C to +70°C |
| Storage | -40°C to +85°C |
| Operating force | 800g Max. |
| Mechanical life | 2000 Operations |
| Vibration | Per MIL-STD-202F, Method 204D |
| Solderability | After flux 230 ± 5°C for 5 ± 0.5 seconds, 95% coverage. |
| Resistance to soldering heat | 260 ± 5°C for 5 ± 1sec. |

PART NUMBERING SYSTEM

EAH 1 08 L

Actuator, sealing and rows spacing options:

L : Low Profile Actuator and Rows Spacing 8.50 mm

L01: Low Profile Actuator and Rows Spacing 7.62 mm

E: Extended Actuator and Rows Spacing 7.62 mm

E01: Extended Actuator and Rows Spacing 8.50 mm

LT: Top Tape Sealed & Low Profile Actuator and Rows Spacing 8.50 mm

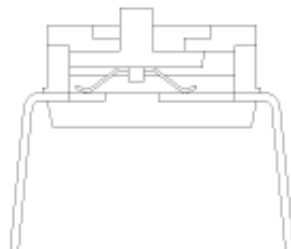
LT01: Top Tape Sealed & Low Profile Actuator and Rows Spacing 7.62 mm

Number of positions: 2,4,6,8,10,12

Contact form: SPST

Series name; EAH: Automatic Inserting Type

CONSTRUCTION

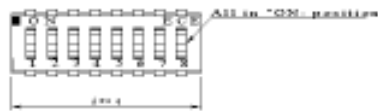


DIMENSIONS AND CIRCUITRY

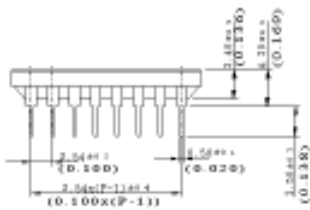
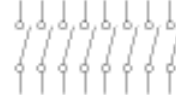
Dimension A

| Positions | 2 | 4 | 6 | 8 | 10 | 12 |
|-----------|-----------------|------------------|------------------|------------------|------------------|------------------|
| A | 6.88 (0.471) | 11.94 (0.471) | 17.04 (0.671) | 22.12 (0.871) | 27.20 (1.071) | 32.28 (1.271) |

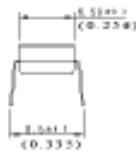
Unit:mm(inch)



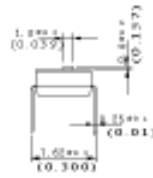
CIRCUIT DIAGRAM




(L) TYPE



(E) TYPE



P.C.B. LAY OUT (TOP VIEW)



1. Special marking and case color available upon request.
2. Two kinds of pitch available.

| Actuator | Pitch (mm) | |
|----------|-------------|-------------|
| | Standard | Option |
| L | 8.50 | 7.62 |
| E | 7.62 | 8.50 |

3. Extended Actuator



4. Tape Sealed

