

EPM/EPG/EPS SERIES

EDGE ACTUATED TYPE

Features

- Edge actuated type (piano type) easy setting on closely racked **PCB**.
- Tactile response is performed directly by larger contact pressure to ensure very stable contact.
- All UL 94V-0 fire retardant plastics used.
- Bottom epoxy sealed standard to ensure free of flux immersion during wave soldering.
- Contact wiping on make and break.
- Gold plated or silver plated contact to ensure low contact resistance and long operation life.
- Ideal for data processing, communications, remote controls and burglar alarm system use, where manual programming is required.



SPECIFICATIONS

1. ELECTRICAL


| | |
|---------------------------------------|-------------------------------|
| Contact rating | |
| Switching | 25mA, 24VDC |
| Non-switching | 100mA, 50VDC |
| Contact resistance | |
| Initial: | 50m ohm Max. |
| After Life test: | 100m ohm Max. |
| Insulation Resistance | 1000M ohm Min. at 100VDC |
| Dielectric strength | 500VDC Min. for 60 seconds |
| Capacitance between adjacent switches | 5pF Max. |

2. MECHANICAL AND ENVIRONMENTAL

| | |
|--------------------|---|
| Temperature rating | |
| Operating | -25°C to +70°C |
| Storage | -40°C to +85°C |
| Operating force | 800g Max. |
| Operating life | 3000 Operations |
| Humidity | 95% RH, 40°C for 96 Hrs. |
| Vibration | Per MIL-STD-202F, Method 204D |
| Solderability | After flux 230 ± 5°C for 5 ± 0.5 seconds, 95% coverage. |
| Soldering heat | 260 ± 5°C for 10 ± 1 sec. |

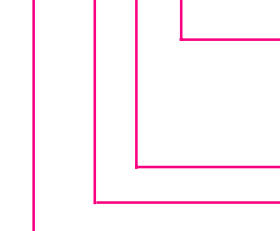
PART NUMBERING SYSTEM

EPM 1 08 1 1 00



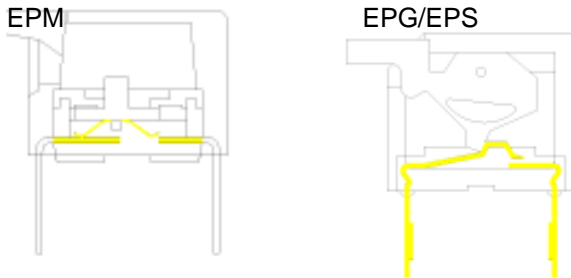
00: Row Special 7.62mm
Sealing: 1: Non Top Tape Sealed
2: Top Tape Sealed
Actuator and ON position
1: Extended Actuator and Top Side „OFF“
2: Extended Actuator and Top Side „ON“
3: Low Profile Actuator and Top Side „OFF“
4: Low Profile Actuator and Top Side „ON“
Number of positions: 2,3,4,5,6,7,8,10,12
Contact form: SPST
Series name; EPM: Piano type

EPG 1 08 A



Actuator Sealing: A: Top Side „OFF“
B: Top Side „ON“
AT: Top Side „OFF“ and Tape Sealed
BT: Top Side „ON“ and Tape Sealed
Number of positions: As Dimensions and Circuitry
Contact form: 1: SPST, 2: DPST, 3: SPDT, 4: 3PST, 5: 4PST, 6: DPDT
Series name; EPG: Edge Actuated Type (Gold plated Contacts)
EPS: Edge Actuated Type (Silver Plated Contacts)

CONSTRUCTION

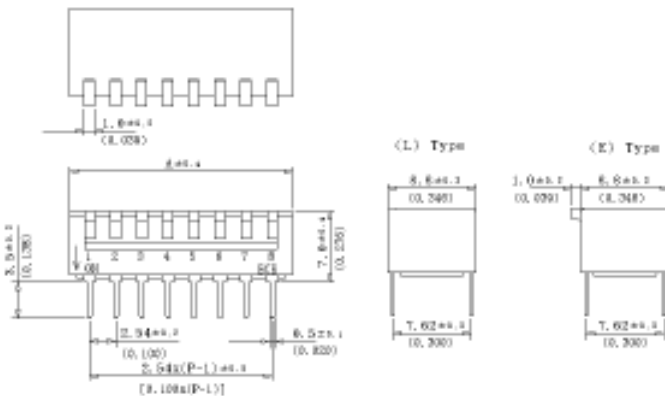


DIMENSIONS AND CIRCUITRY

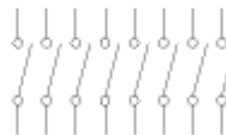
EPM

| DIMENSION A | | EPM | | | | | | | | | |
|-------------|----------------|----------------|-----------------|-----------------|-----------------|-----------------|-----------------|-----------------|-----------------|--|--|
| Positions | 2 | 3 | 4 | 5 | 6 | 7 | 8 | 10 | 12 | | |
| A | 6.5 (0.256) | 9.0 (0.354) | 11.6 (0.457) | 14.1 (0.555) | 16.7 (0.657) | 19.2 (0.756) | 21.7 (0.854) | 26.7 (1.050) | 31.9 (1.256) | | |


Unit:mm(inch)



CIRCUIT DIAGRAM



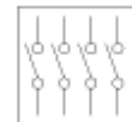
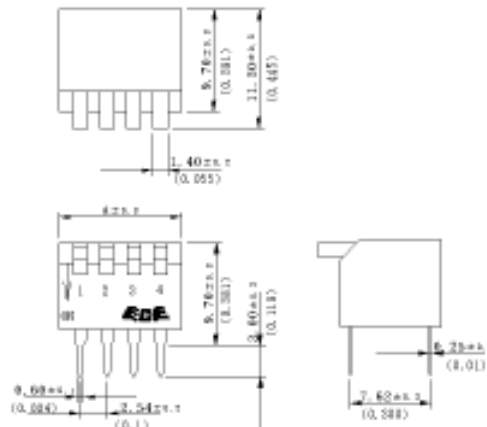
P. C. B. LAY OUT (TOP VIEW)



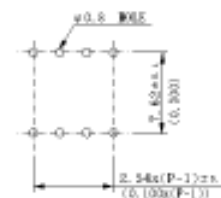
EPG/EPS SPST

| Dimension A | | EPG/EPS SPST | | | | | | | | | | |
|-------------|----------------|----------------|-----------------|-----------------|-----------------|-----------------|-----------------|-----------------|----------------|----------------|--|--|
| Positions | 2 | 3 | 4 | 5 | 6 | 7 | 8 | 9 | 10 | 12 | | |
| A | 6.7 (0.264) | 9.2 (0.362) | 11.7 (0.461) | 14.2 (0.559) | 16.7 (0.657) | 19.2 (0.756) | 21.7 (0.854) | 24.4 (0.963) | 26.7 (1.05) | 31.8 (1.25) | | |

Unit:mm(inch)



P. C. B. LAY OUT (TOP VIEW)



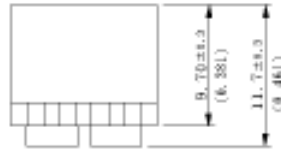
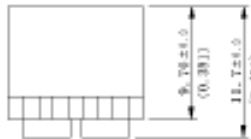
EPG/EPS DPST . SPDT

Dimension A EPG/EPS DPST, SPDT

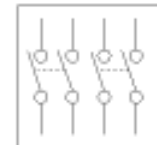
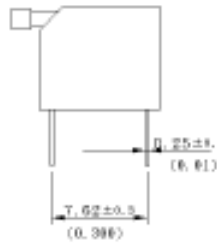
| Positions | 1 | 2 | 3 | 4 | 5 | 6 |
|-----------|----------------|-----------------|-----------------|-----------------|----------------|----------------|
| A | 6.7 (0.264) | 11.7 (0.461) | 16.7 (0.657) | 21.7 (0.854) | 26.7 (1.05) | 31.8 (1.25) |

Unit:mm(inch)

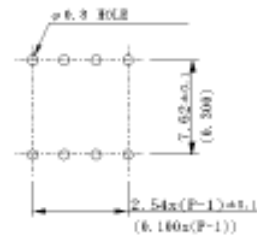
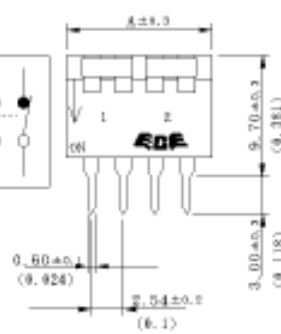
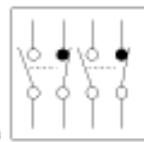
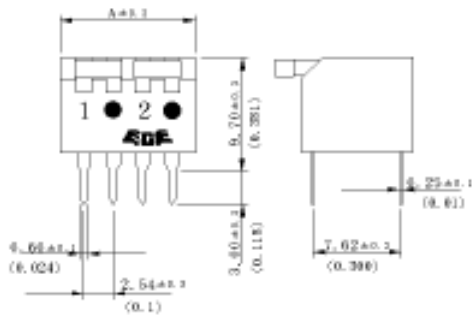
EPG/EPS SPDT



EPG/EPS DPST



P. C. B LAY OUT
(TOP VIEW)

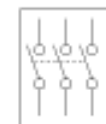


EPG/EPS 3PST

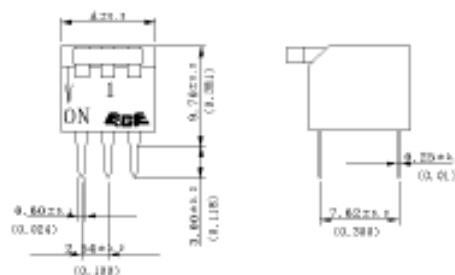
Dimension A EPG/EPS 3PST

| Positions | 1 | 2 | 3 | 4 |
|-----------|----------------|-----------------|-----------------|----------------|
| A | 9.2 (0.362) | 16.7 (0.657) | 24.2 (0.953) | 31.8 (1.25) |

Unit:mm(inch)



P. C. B LAY OUT
(TOP VIEW)



EPG/EPS 4PST . DPDT

Dimension A EPG/EPS 4PST, DPDT

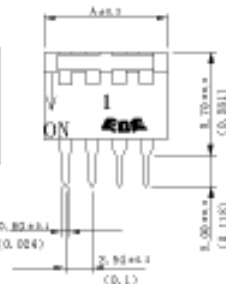
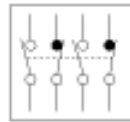
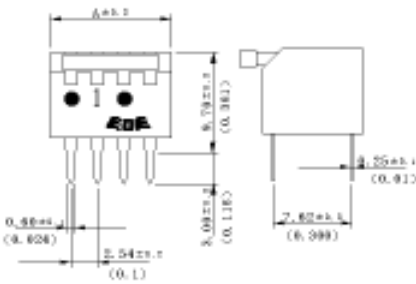
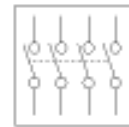
| Positions | 1 | 2 | 3 |
|-----------|-----------------|-----------------|----------------|
| A | 11.7 (0.461) | 21.7 (0.854) | 31.8 (1.25) |

Unit:mm(inch)

EPG/EPS DPDT



EPG/EPS 4PST



P. C. B LAY OUT (TOP VIEW)



OPTIONS

- 1. Special top or side marking available
- 2. Blue or black body color
- 3. Normal „ON“ (top side „ON“) available

- 4. Tape sealed
 EPMxxx3200 (Low Profile only)
 EPMxxx4200 (Low Profile only)

EPGxxxT

